

Jan 01,12 01:05:01/Jan 01,12 01:25:09

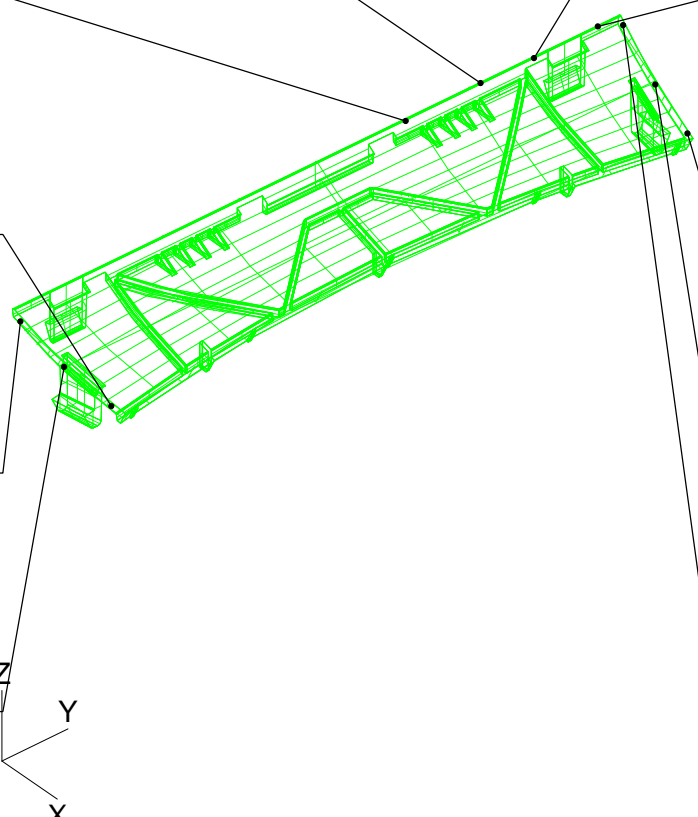
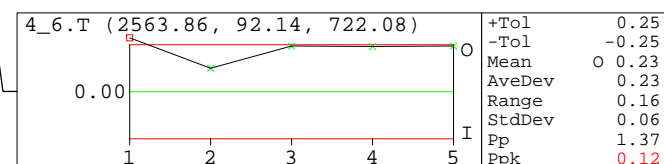
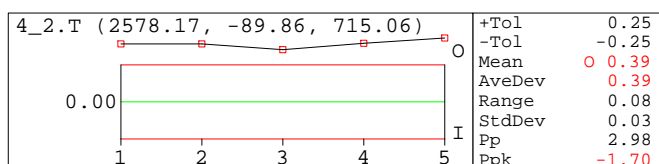
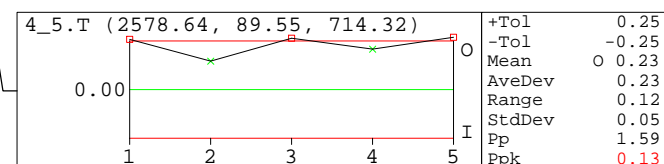
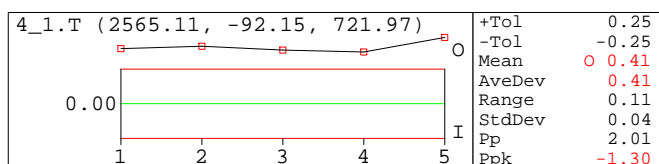
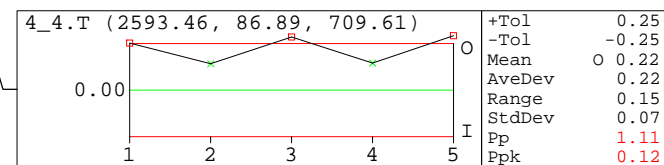
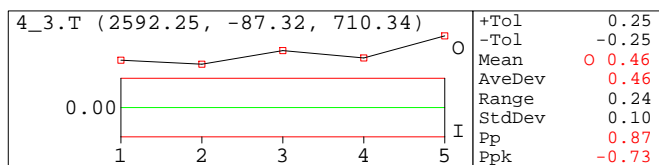
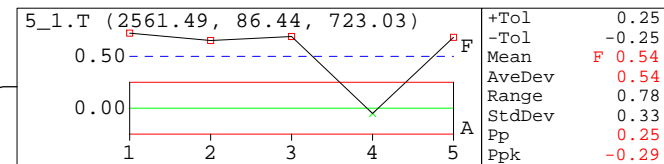
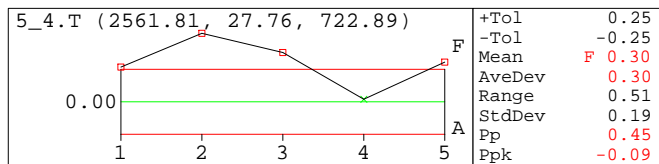
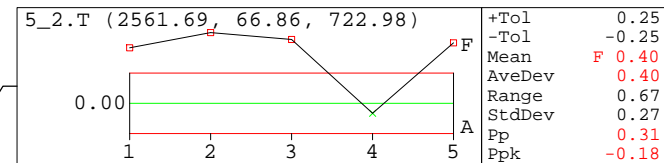
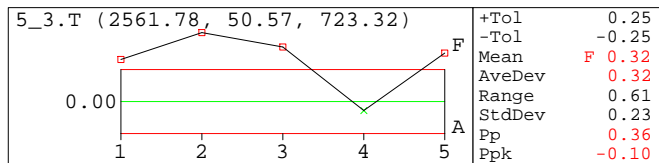
Part: PART NAME: PART NAME HERE

PART NUMBER: PART # HERE

Status: Run Chart

SUBGROUP SIZE = 1 (Vectors Only)

Date: Aug 26,10 13:57:01



No.	Date / Time	STATS_COUNT	No.	Date / Time	STATS_COUNT	No.	Date / Time	STATS_COUNT
1	Jan 01,12 01:05:01	1	3	Jan 01,12 01:15:05	3	5	Jan 01,12 01:25:09	5
2	Jan 01,12 01:10:03	2	4	Jan 01,12 01:20:07	4			

DATUM | A | B | C-D | (0.50mm TOLERANCE GRID / CP 1.33 / CPK 1.67)

Feature Locations

Jan 01,12 01:05:01/Jan 01,12 01:25:09

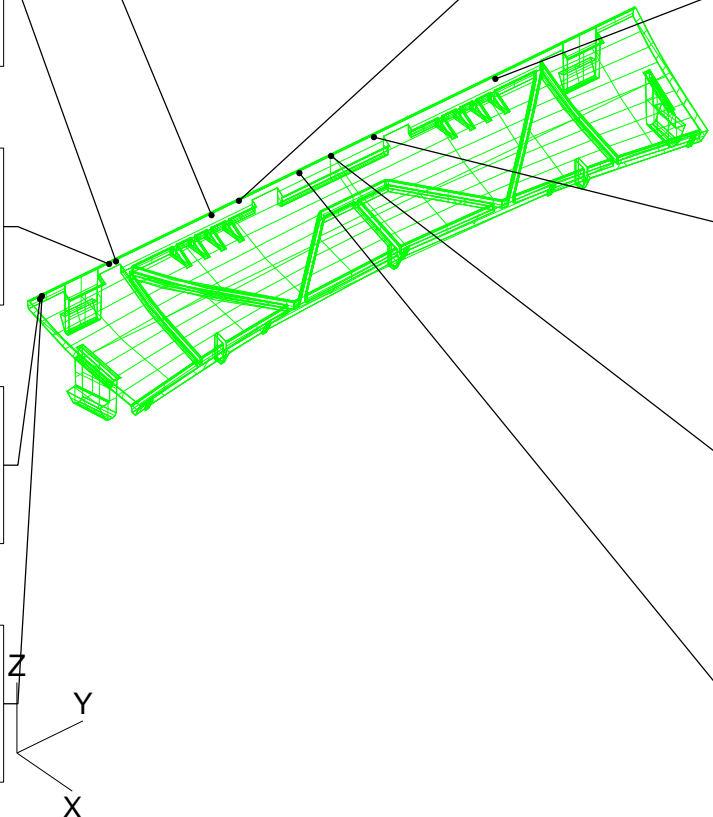
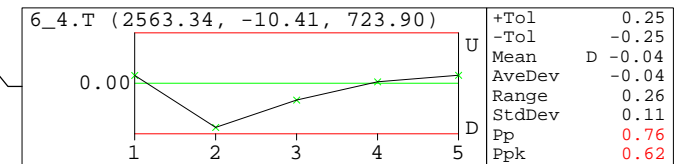
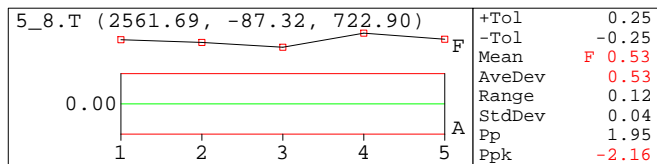
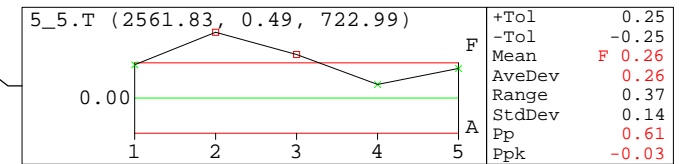
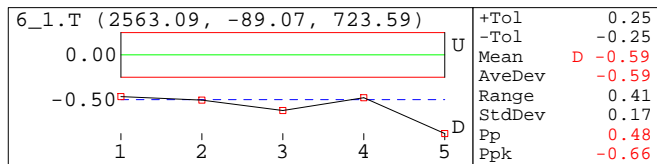
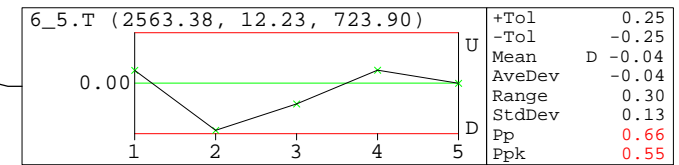
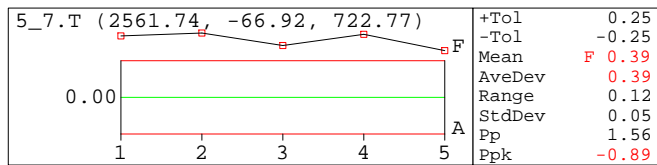
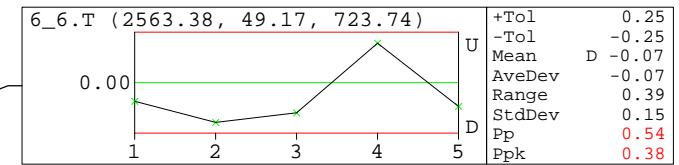
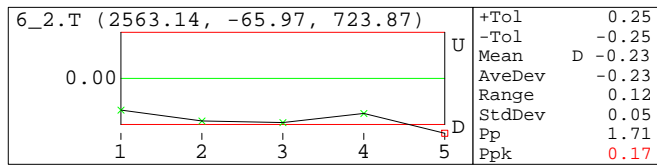
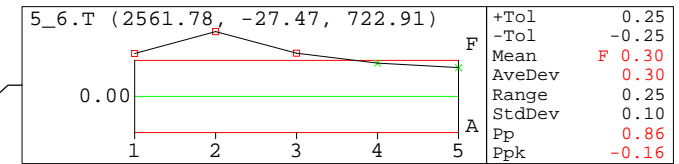
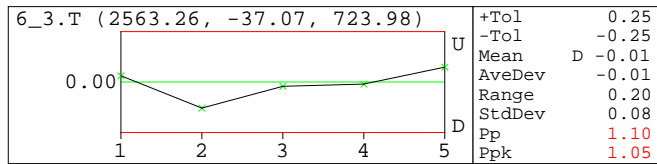
Part: PART NAME: PART NAME HERE

PART NUMBER: PART # HERE

Status: Run Chart

SUBGROUP SIZE = 1 (Vectors Only)

Date: Aug 26,10 13:57:01



No.	Date / Time	STATS_COUNT
1	Jan 01,12 01:05:01	1
2	Jan 01,12 01:10:03	2

No.	Date / Time	STATS_COUNT
3	Jan 01,12 01:15:05	3
4	Jan 01,12 01:20:07	4

No.	Date / Time	STATS_COUNT
5	Jan 01,12 01:25:09	5

DATUM | A | B | C-D | (0.50mm TOLERANCE GRID / CP 1.33 / CPK 1.67)

Feature Locations

Jan 01,12 01:05:01/Jan 01,12 01:25:09

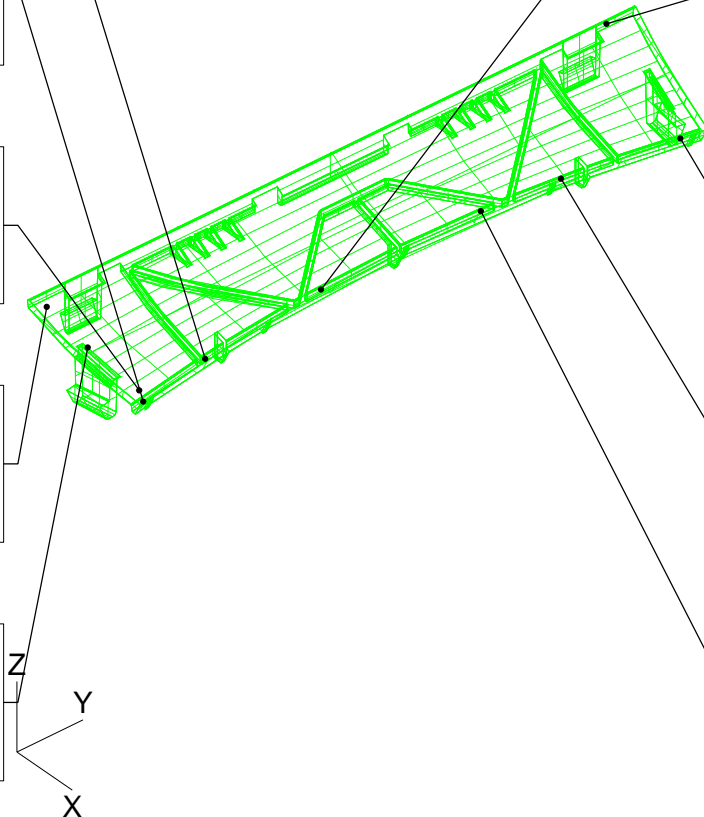
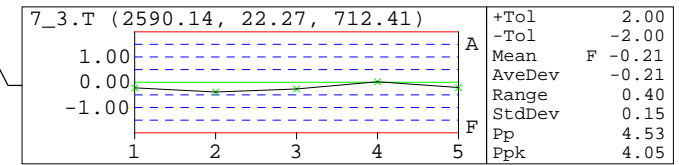
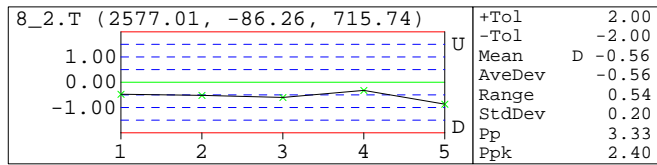
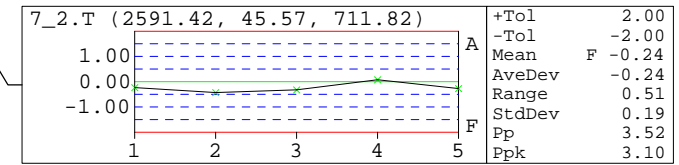
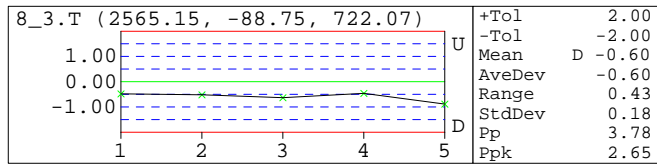
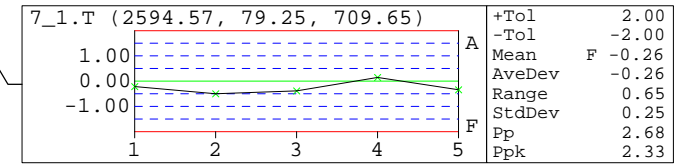
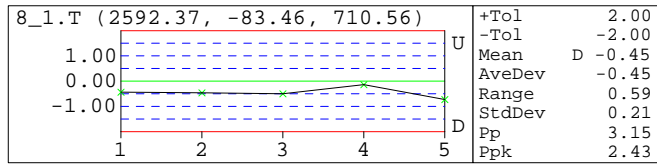
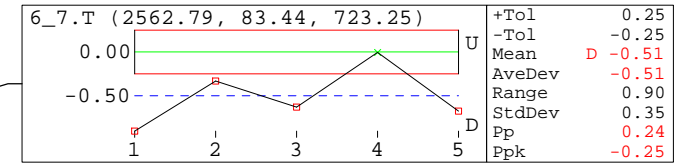
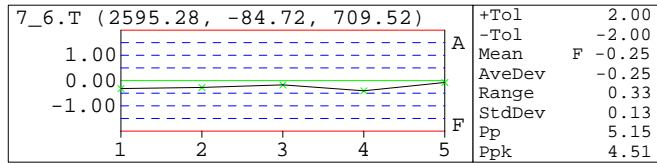
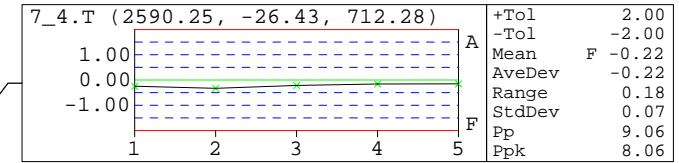
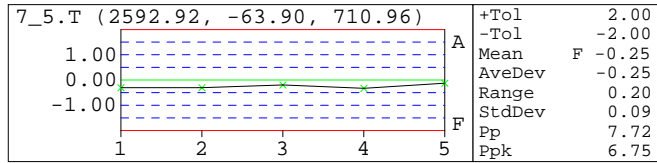
Part: PART NAME: PART NAME HERE

PART NUMBER: PART # HERE

Status: Run Chart

SUBGROUP SIZE = 1 (Vectors Only)

Date: Aug 26,10 13:57:01



No.	Date / Time	STATS_COUNT
1	Jan 01,12 01:05:01	1
2	Jan 01,12 01:10:03	2

No.	Date / Time	STATS_COUNT
3	Jan 01,12 01:15:05	3
4	Jan 01,12 01:20:07	4

No.	Date / Time	STATS_COUNT
5	Jan 01,12 01:25:09	5

DATUM | A | B | C-D | (0.50mm TOLERANCE GRID / CP 1.33 / CPK 1.67)

Feature Locations

Jan 01,12 01:05:01/Jan 01,12 01:25:09

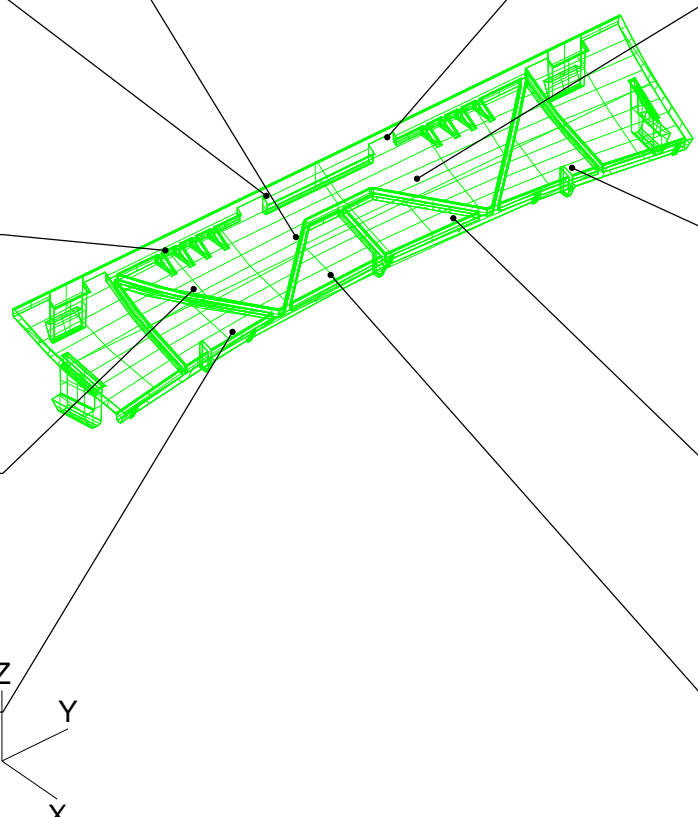
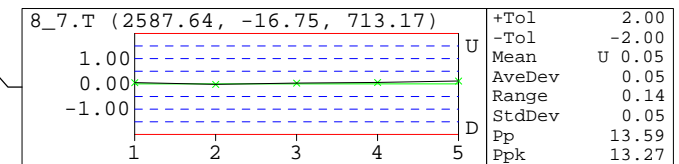
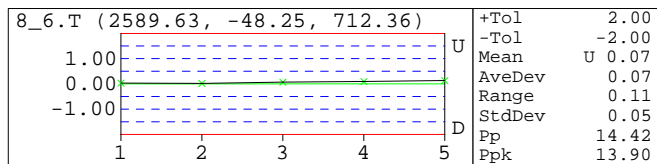
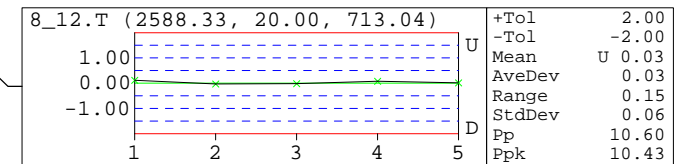
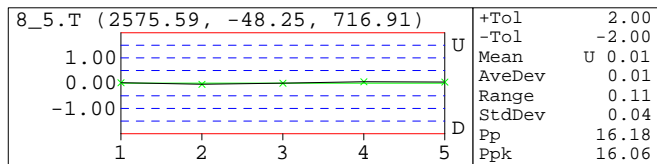
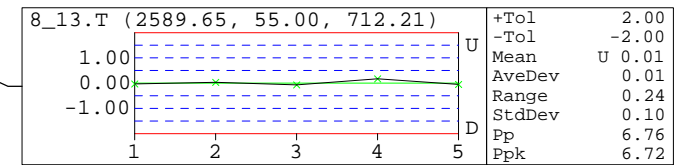

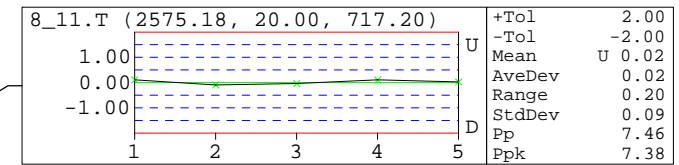
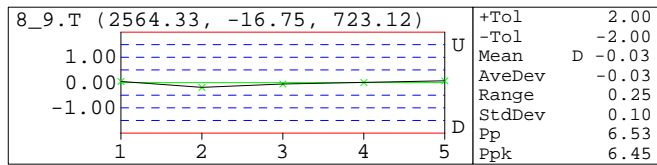
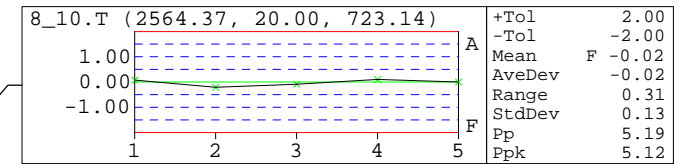
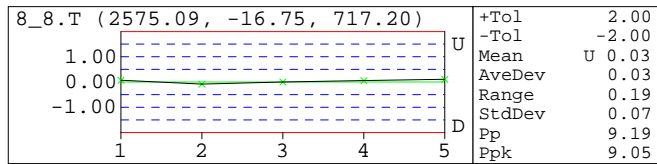
Part: PART NAME: PART NAME HERE

PART NUMBER: PART # HERE

Status: Run Chart

SUBGROUP SIZE = 1 (Vectors Only)

Date: Aug 26,10 13:57:01



No.	Date / Time	STATS_COUNT	No.	Date / Time	STATS_COUNT	No.	Date / Time	STATS_COUNT
1	Jan 01,12 01:05:01	1	3	Jan 01,12 01:15:05	3	5	Jan 01,12 01:25:09	5
2	Jan 01,12 01:10:03	2	4	Jan 01,12 01:20:07	4			

DATUM | A | B | C-D | (0.50mm TOLERANCE GRID / CP 1.33 / CPK 1.67)

Feature Locations

Jan 01,12 01:05:01/Jan 01,12 01:25:09

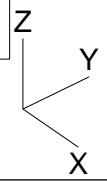
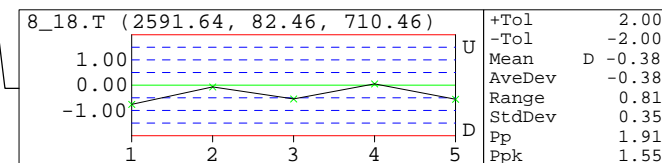
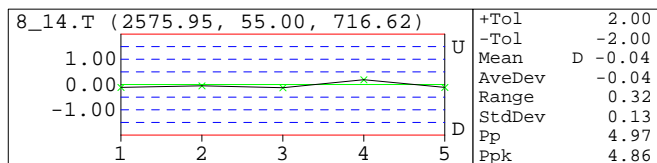
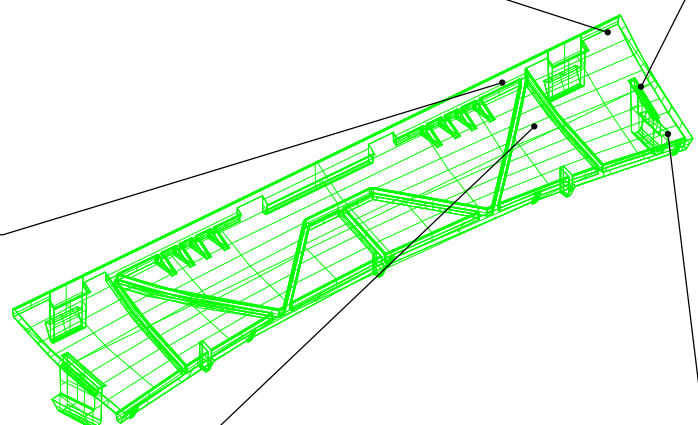
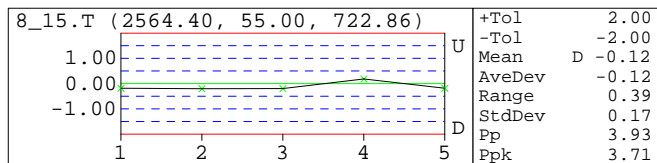
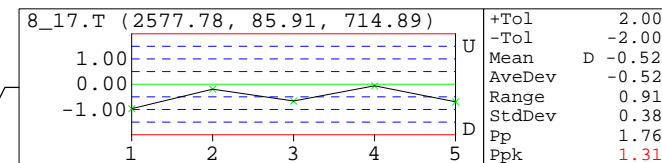
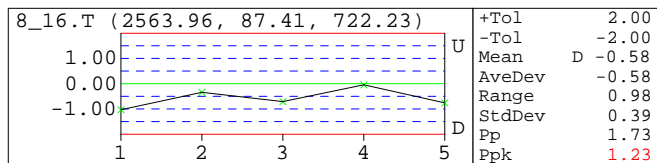
Part: PART NAME: PART NAME HERE

PART NUMBER: PART # HERE

Status: Run Chart

SUBGROUP SIZE = 1 (Vectors Only)

Date: Aug 26,10 13:57:01



No.	Date / Time	STATS_COUNT
1	Jan 01,12 01:05:01	1
2	Jan 01,12 01:10:03	2

No.	Date / Time	STATS_COUNT
3	Jan 01,12 01:15:05	3
4	Jan 01,12 01:20:07	4

No.	Date / Time	STATS_COUNT
5	Jan 01,12 01:25:09	5

DATUM | A | B | C-D | (0.50mm TOLERANCE GRID / CP 1.33 / CPK 1.67)

Feature Locations