



DIMENSIONAL INSPECTIONS OF:

OBJECTS	STUDIES
<ul style="list-style-type: none"> • Fixtures • Gages • Models • Molds • Tools • End of arm tools • Robots • Devices • Parts • Artifacts • Medical devices • Defense objects • Spheres • Etc. 	<ul style="list-style-type: none"> • Full part layouts • Partial part layouts • Gage R&R studies • Fixture certification • Capability studies • Reverse engineering • Optical inspection • SPC analysis • PPAP inspection • First article inspection • Non contact • Vision inspection • Annual validations • Statistical analysis

OTHER POINTS OF INTEREST

- 5,000 Pound Capacity Electric Powered Lift Truck
- 16 Foot Box Delivery Truck Available For Delivery
- Clean and Temperature Controlled Laboratory
- Technical and Quality Consulting Expertise
- Microsoft Excel Statistical Analysis Services



PRIMARY SERVICES

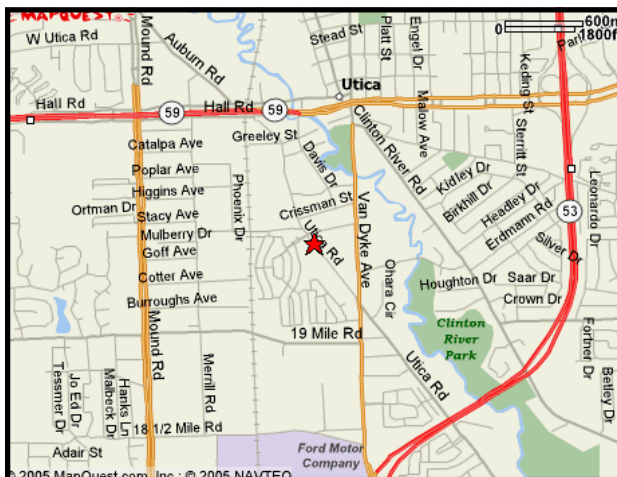
1. CMM Inspections
2. 3D-Optical Inspections
3. Reverse Engineering
4. Data Conversion
5. Delivery Services
6. Build Site Services

Visit us on the web for more information!
www.accutechmeasurement.com

CONTACT INFO

P: 586.323.1181
 F: 586.323.1183
 E: ed1@accutechmeasurement.com


43718 Utica Road, Sterling Heights, MI 48314



ACCU-TECH, INC.

The Measurement Specialists

We are taking measuring to a whole new **dimension...**



Best value CMM and Optical inspection solutions for your **measurement needs...**



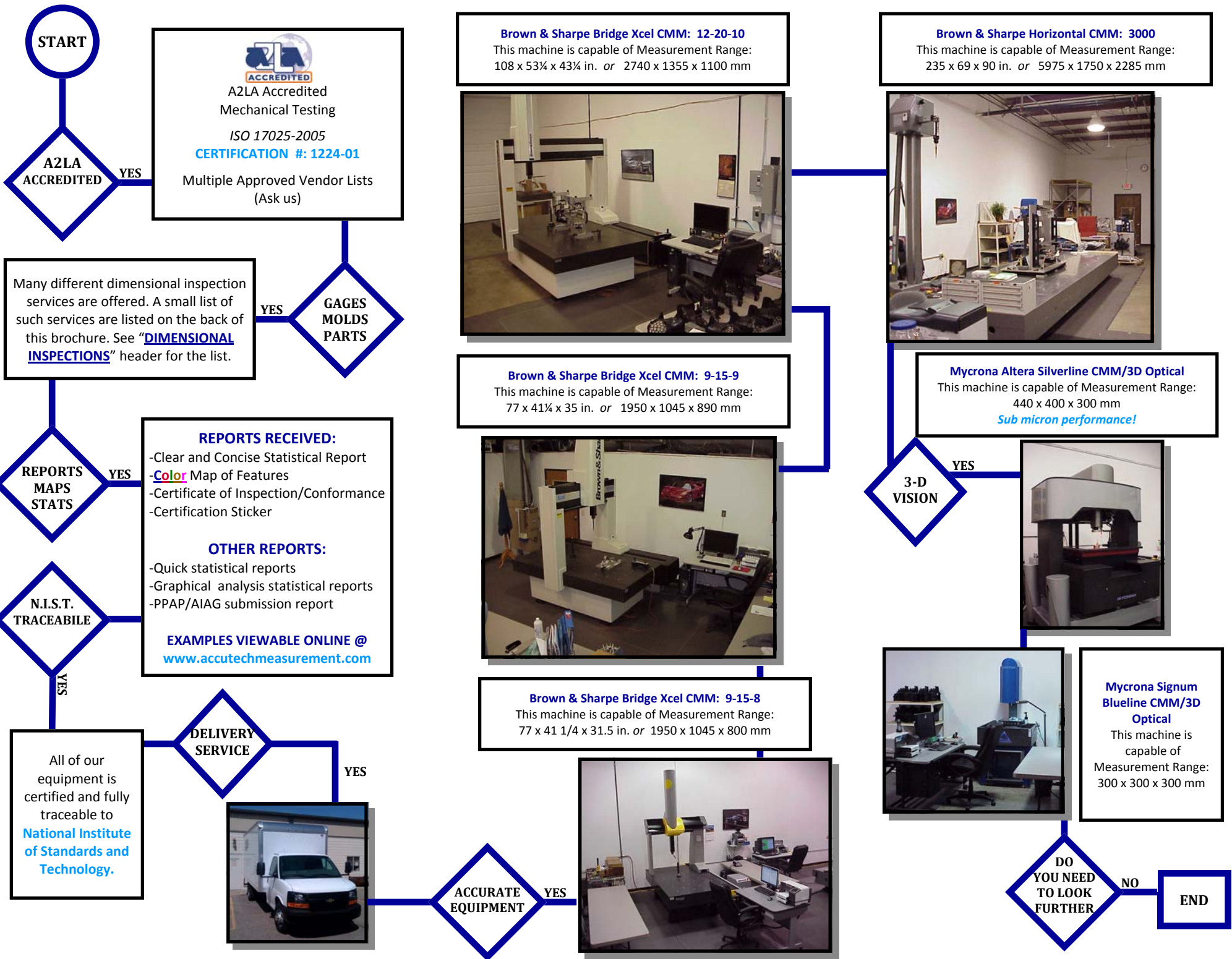
Helping our clients cut their costs without cutting **their quality.**

<http://www.accutechmeasurement.com>



Cage Code: 5EUS4





Brown & Sharpe Bridge Xcel CMM: 12-20-10
This machine is capable of Measurement Range:
108 x 53¼ x 43¼ in. or 2740 x 1355 x 1100 mm




Brown & Sharpe Horizontal CMM: 3000
This machine is capable of Measurement Range:
235 x 69 x 90 in. or 5975 x 1750 x 2285 mm




Brown & Sharpe Bridge Xcel CMM: 9-15-9
This machine is capable of Measurement Range:
77 x 41¼ x 35 in. or 1950 x 1045 x 890 mm



Myconra Altera Silverline CMM/3D Optical
This machine is capable of Measurement Range:
440 x 400 x 300 mm
Sub micron performance!



Brown & Sharpe Bridge Xcel CMM: 9-15-8
This machine is capable of Measurement Range:
77 x 41 1/4 x 31.5 in. or 1950 x 1045 x 800 mm



Myconra Signum Blueline CMM/3D Optical
This machine is capable of Measurement Range:
300 x 300 x 300 mm

